



How You Can Join Fedora i18n QA

Robert Lijun Li
i18n QE

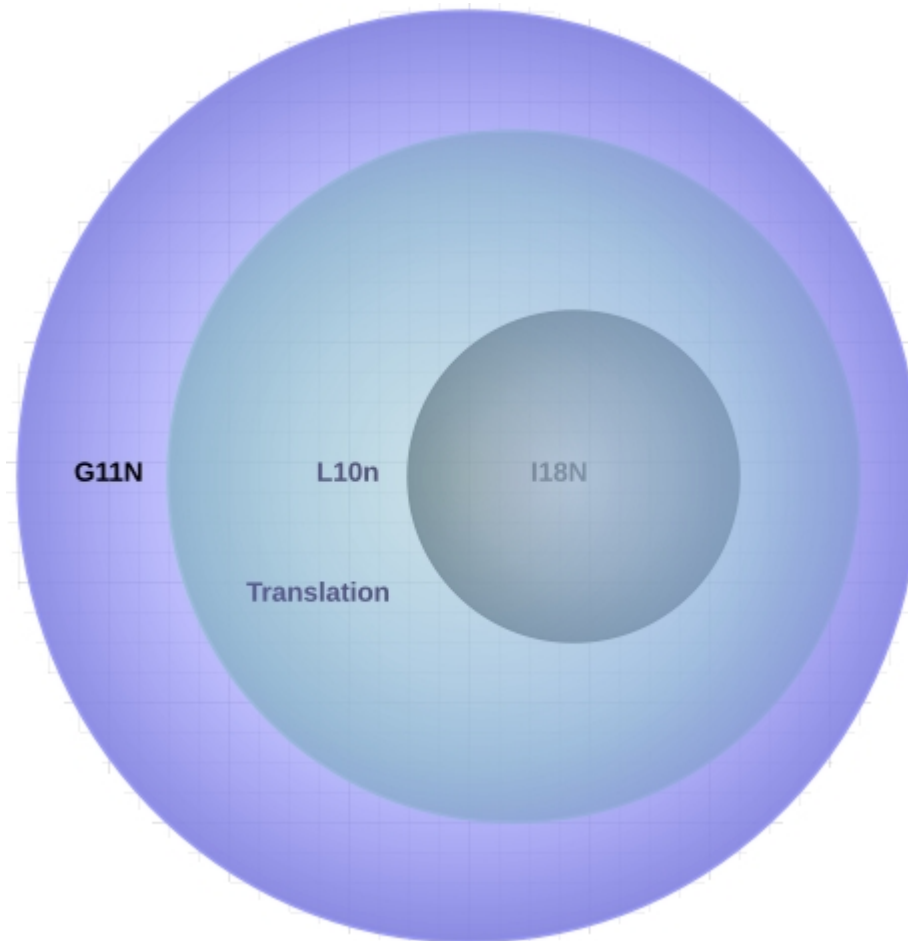
May 25th 2014

Agenda

- GILT
- What is i18n testing ?
- What is L10n testing ?
- How to join us - Fedora i18n-L10n Test Days !
- Q&A

GILT

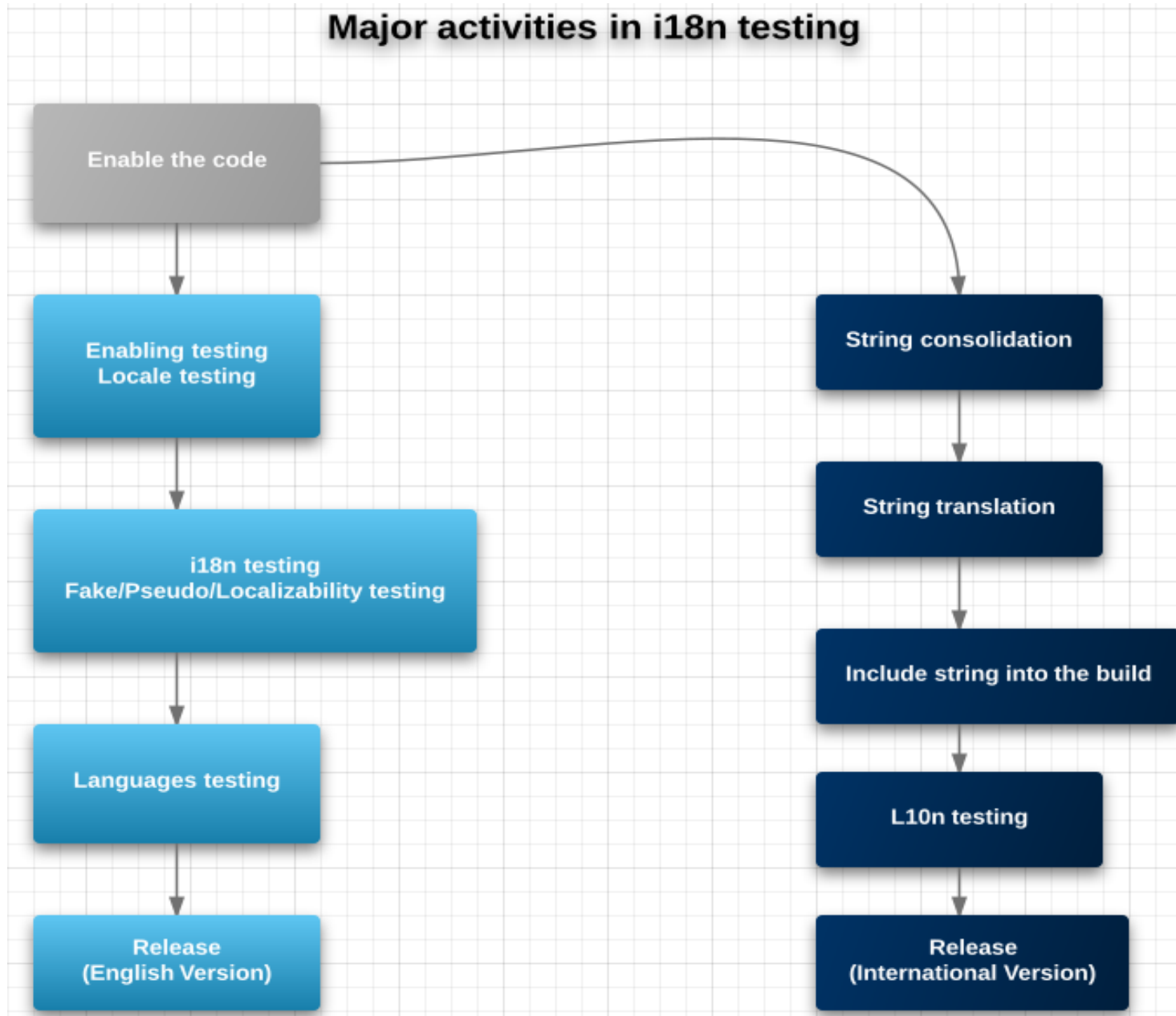
GILT: Globalization, Internationalization, Localization, Translation



What is i18n testing ?

- Internationalization (i18n) is the process of planning/designing/implementing a software application/websites/databases/products and services so that the underlying source code is locale-neutral and it can easily be adapted to various languages and regions/cultures/locales without engineering changes, the result is one generic code that can be used across locales. It makes sure that the code can handle all international support without breaking functionality that would cause either data loss or display problems.
- i18n is a required step before actual product localization may begin.
- i18n testing is done to ensure that the software does not assume any specific language or conventions associated with a specific language and to ensure the software will work globally regardless of locale. It checks proper functionality of the product with any of the culture/locale settings using every type of international input possible.

Major activities in i18n testing



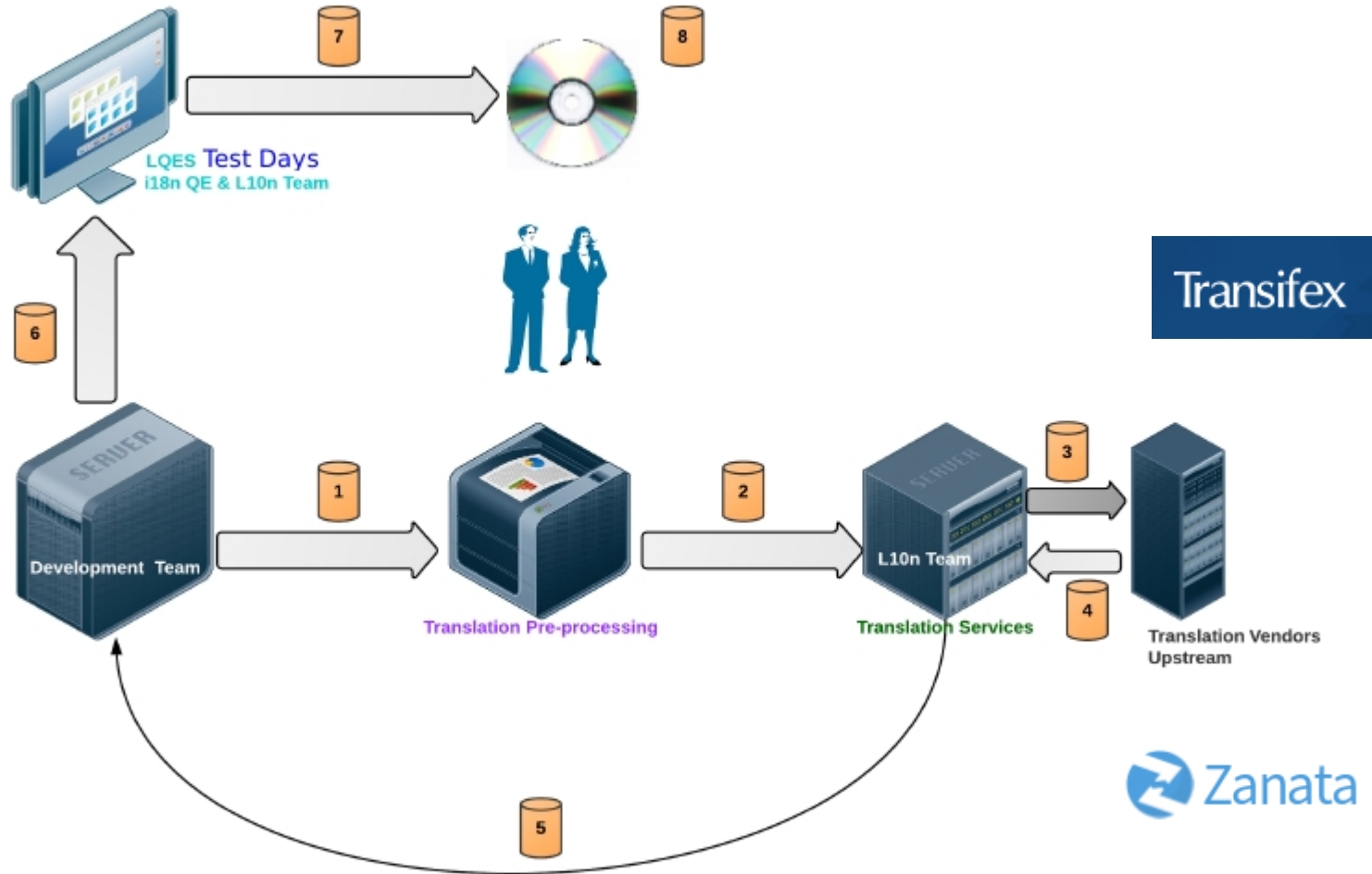
i18n testing focus on:

- › **Localizability**
- › **Input/output & functionality**
- › **Locale**
- › **Languages**

What is L10n testing ?

- Localization (L10n) is the process of adapting software for a specific region or language by adding locale-specific components and translating text.
- L10n testing is based on the results of globalization testing, which verifies the functional support for that particular culture/locale.
- L10n testing checks the quality of a product's localization for a particular target culture/locale. Localization testing can be executed only on the localized version of a product.

Translation Process Example



L10n testing focus on:

- › **Functionality**
- › **Locale/Data format/Encoding**
- › **UI/Cosmetic**
- › **Translation/Linguistic**

How to join us - Fedora i18n-L10n Test Days !

The logo consists of a blue rectangular background. On the left is a white lowercase 'f' inside a circle, representing the Fedora logo. To its right is the text 'i18n' in white, lowercase letters.

→ Step. 1 PC/Laptop/VM.

The logo features the text 'fedoraQA' in white, lowercase letters on a dark blue rectangular background. The text has a slight reflection effect below it.

→ Step. 2 Install latest Fedora.

The logo features the text 'fedora L10N' in white, lowercase letters on a dark blue rectangular background. The text has a slight reflection effect below it.

→ Step. 3 Join i18n-L10n Test Days.

https://fedoraproject.org/wiki/QA/Test_Days

Test Day:20xx-xx-xx i18n

Test Day:20xx-xx-xx Translation (l10n)

Fedora Test Days	
 i18n Desktop	
Date	2013-10-29
Time	all day
Website	QA/Fedora_20_test_days
IRC	#fedora-test-day  (webirc )
Mailing list	
Mail  • Subscribe  • Archives 	

Fedora Test Days	
 l10n Desktop	
Date	2013-10-03
Time	all day
Website	QA/Fedora_20_test_days
IRC	#fedora-test-day  (webirc )
Mailing list	
Mail  • Subscribe  • Archives 	

Q&A

Thank You

Contact:

lijli@fedoraproject.org

<https://fedoraproject.org/wiki/User:Lijli>